

Northeastern State University



Tahlequah, OK • (918) 456-5511

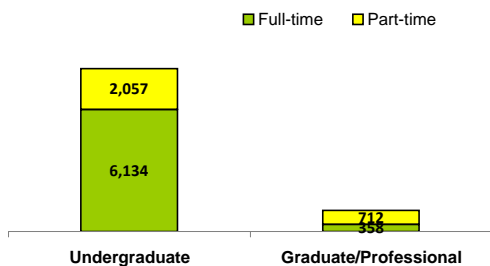
<http://www.nsuok.edu>

Founded in 1851 as the original Cherokee National Female Seminary, Northeastern State University has evolved into Oklahoma's leading comprehensive regional university and the fourth largest university in the state. With campuses located in Tahlequah, Broken Arrow, and Muskogee, NSU provides undergraduate and graduate learning for bachelors and masters degree programs, and a doctoral degree in Optometry. NSU was recently named 'Best Regional University' by Oklahoma Living Magazine readers. Northeastern State University is a blend of the old and the new, where rich history meets modern technology. Tahlequah was rated as one of America's top small cities and is the historic capital of the Cherokee Nation of Oklahoma.

Student Characteristics (Fall 2007) [More](#)

TOTAL NUMBER OF STUDENTS 9,261

Student Level and Enrollment Status



UNDERGRADUATE PROFILE

Total 8,191

Gender

Women 5,068 62%
Men 3,123 38%

Race/Ethnicity

African American / Black 445 5%
American Indian / Alaskan Native 2,433 30%
Asian / Pacific Islander 95 1%
Hispanic 146 2%
International 260 3%
White 4,807 59%
Race/Ethnicity Unknown 5 0%

Geographic Distribution (Degree-Seeking)

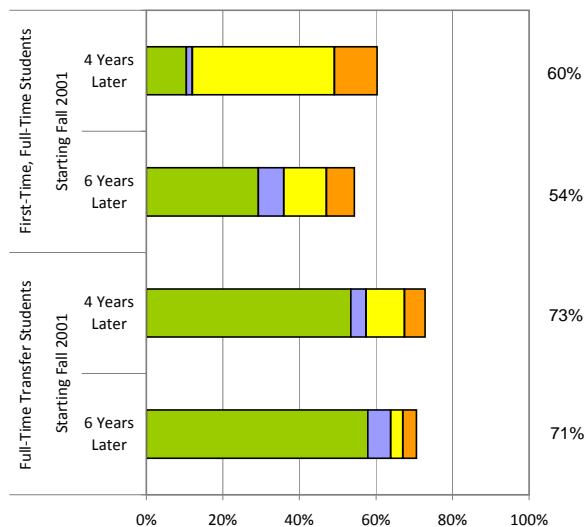
Oklahoma 93%
Other US States & Territories 4%
Other Countries 3%

Age (Degree-Seeking)

Average Age 26
Percent of Undergraduates Age 25 or Older 36%

Undergraduate Success and Progress Rate

■ Graduated from NSU ■ Graduated from other Institution
■ Still Enrolled at NSU ■ Still Enrolled at other Institution




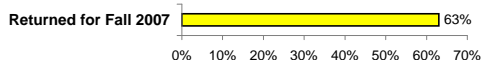
A 60% four-year success and progress rate means that 60% of students starting in Fall 2001 either graduated or are still enrolled at a higher education institution four years later.

Counts for the Fall 2001 entering class shown in the graph above.

- 1,069 First-Time, Full-Time Students
- 498 Full-Time Transfer Students

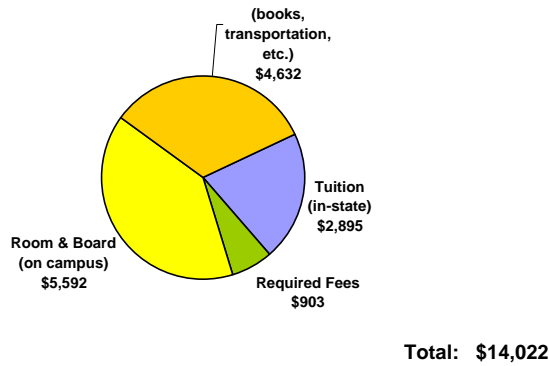
[CLICK HERE](#) for Detailed Success & Progress Rate Tables

Retention of Fall 2006 First-Time, Full-time Students



One of the strengths of U.S. higher education is the broad range of diverse institutions, each with its own distinctive mission. We encourage you to check out college web sites and visit campuses to get a more complete picture of the opportunities available to you!

Typical Undergraduate Costs per Year Without Financial Aid for Full-Time, In-State Students (2007-08)



[CLICK HERE](#) for typical out-of-state costs and any discipline-specific tuition

The cost to attend varies based on the individual circumstances of students and may be reduced through grants and scholarships.

CLICK HERE
To get a cost estimate for students like you!

Financial Aid Awarded to Undergraduates (Fall 2007 estimated)

Overall Financial Aid

- 67% of Fall 2007 estimated full-time undergraduates received financial aid of some type including need-based loans, work study, and non need-based scholarships.

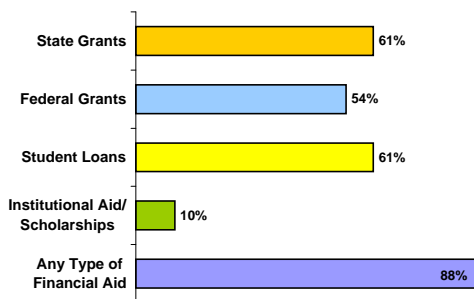
Annual Need-Based Scholarships & Grants

- 44% of Fall 2007 estimated full-time undergraduates received need-based grants or scholarships; the average award for the year was \$4,106.

Annual Need-Based Loans

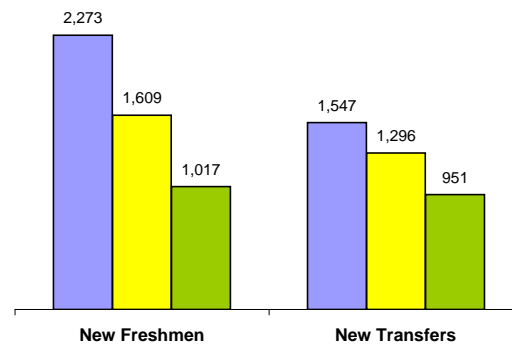
- 41% of Fall 2007 estimated full-time undergraduates received need-based work-study and/or loans (not including parent loans); the average loan for the year was \$4,126.

Percent of Fall 2006 First-Time Students Receiving Each Type of Financial Aid



NOTE: Student may receive aid from more than one source.

Applied Admitted Enrolled



Academic Preparation of New Freshman

Test(s) Required for Admission: ACT

Middle 50% of Test Score Range	ACT	SAT
Composite	18-23	
Math	16-21	-
English	17-23	
Critical Reading		-

50% of admitted students have test scores within the ranges listed, 25% have scores above, and 25% have scores below.

Percent in top 25% of High School Graduating Class	42%
Percent in top 50% of High School Graduating Class	80%
Average High School GPA (4-point scale)	3.20

Degrees and Areas of Study

Degrees Awarded at NSU in 2006-07

Bachelor's	1,473
Master's	297
Professional (e.g., Law, Medicine)	24
Total	1,794

Areas of Study with the Largest Number of Undergraduate Degrees Awarded in 2006-07

Education	30%
Business/Marketing	21%
Psychology	8%
Security & Protective Services	7%
Biological/Life Sciences	5%
All other degree areas	29%
Total	100%

[CLICK HERE](#) for a list of undergraduate and graduate programs

The RiverHawks Community

NSU 's five colleges provide a diverse and dynamic academic setting for students and faculty on three campuses located in Tahlequah, Broken Arrow, and Muskogee. The College of Optometry is recognized as one of the nation's leading institutions in the education of optometric physicians while two of the past three Oklahoma's State Teacher of the Year awardees have been NSU graduates. The Office of Student Financial Aid is dedicated to informing and educating our students of their options regarding federal student aid to help provide students with the opportunity to reach their educational goals. The Student Success Specialists of the FYE program assist freshmen to successfully transition into the academic and social culture of NSU. The Office of Student Affairs sponsors and coordinates events, programs, and services that help prepare students to accomplish personal and professional career goals. Many exciting educational opportunities and services are available at NSU.



Study at NSU

Classroom Environment

Students per Faculty	22 to 1
Undergraduate classes with fewer than 30 students	73%
Undergraduate classes with fewer than 50 students	95%

Full-Time Instructional Faculty

Total Faculty	304
% Women	45%
% from Minority Groups	14%
% with Highest Degree in Field	74%

Carnegie Classification of Institutional Characteristics

Basic Type

Master's Colleges and Universities (larger programs)

Size and Setting

Medium four-year, primarily nonresidential

Enrollment Profile

Very high undergraduate

Undergraduate Profile

Medium full-time four-year, inclusive

Undergraduate Instructional Program

Professions plus arts & sciences, some graduate coexistence

Graduate Instructional Program

Postbaccalaureate with arts & sciences (education dominant)

NOTE: Institutional classifications based on the Carnegie 2005 edition.

[CLICK HERE](#) for more information on Carnegie Classifications.

Student Housing

[More](#)

64% of new freshmen live on campus
19% of all undergraduates live on campus

Campus Safety

[More](#)


The Department of Public Safety at NSU is open 24 hours a day, seven days a week. Officers are certified by the State of Oklahoma as Peace Officers and can exercise the same powers as any State Peace Officer. Crime prevention programs include 24 hour preventative patrol and staff in residence halls, burglar alarms, escort service, and crime prevention seminars. The department officers are members of the university Emergency Response Team, and deal with many public safety issues.

[CLICK HERE](#) for Campus Crime Statistics report.

Future Plans of Bachelor's Degree Recipients

Data used to build graph are not yet available

[CLICK HERE](#) for information on survey administration, sample, and response rate.



Student Experiences and Perceptions

Students who are actively involved in their own learning and development are more likely to be successful in college. Colleges and universities offer students a wide variety of opportunities both inside and outside the classroom to become engaged with new ideas, people, and experiences. Institutions measure the effectiveness of these opportunities in a variety of ways to better understand what types of activities and programs students find the most helpful.

[CLICK HERE](#) for examples of how NSU evaluates the experiences of its students.

In addition, institutions participating in the VSA program measure student involvement on campus using one of four national surveys.

Results from the survey are not yet available.

--	--

Student Learning Outcomes

All colleges and universities use multiple approaches to measure student learning. Many of these are specific to particular disciplines, many are coordinated with accrediting agencies, and many are based on outcomes after students have graduated. In addition, those institutions participating in the VSA measure increases in critical thinking, analytic reasoning, and written communication using one of three tests.

Student Learning Assessment at NSU

0

[CLICK HERE](#) for examples of student learning assessment and outcomes at NSU

Pilot Project to Measure Core Learning Outcomes

Results from the pilot project using one of the three learning outcomes tests are not yet available.